



# Spring 2022 Individual Report FAS-GENED 1125-Artificial & Natural Intelligence 001 Lucy Lai

Project Title: **2022 Spring Harvard FAS Course Evaluation**

Course Audience: **101**  
Responses Received: **81**  
Response Ratio: **80%**

---

## Report Comments

Note:

The order that the questions appear on this report is not the same as the way the questions were displayed to students. The order has been changed to make the report more readable.

---

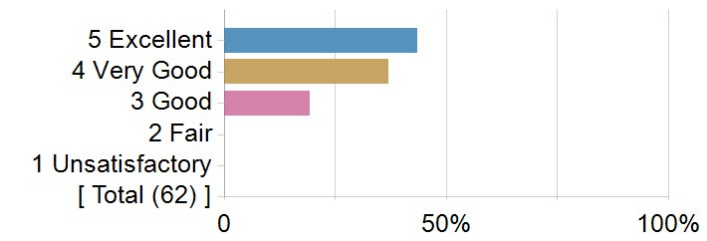
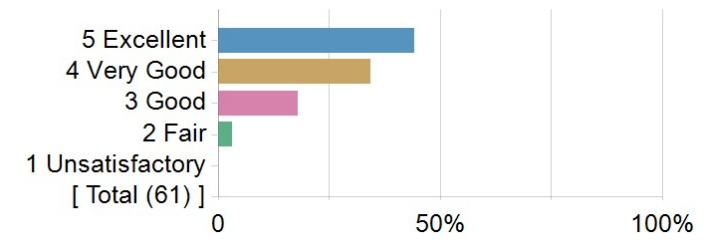
Creation Date: **Tuesday, May 17, 2022**

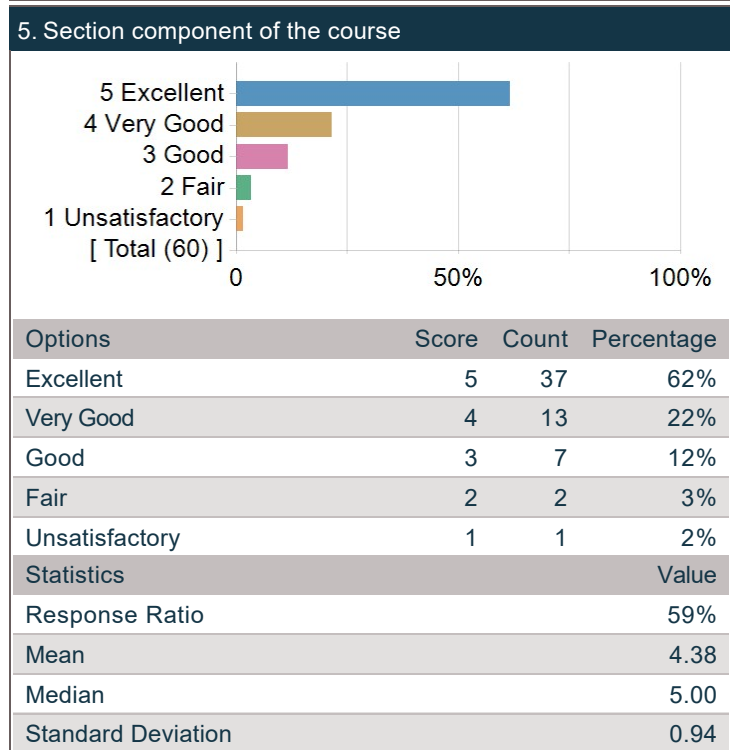
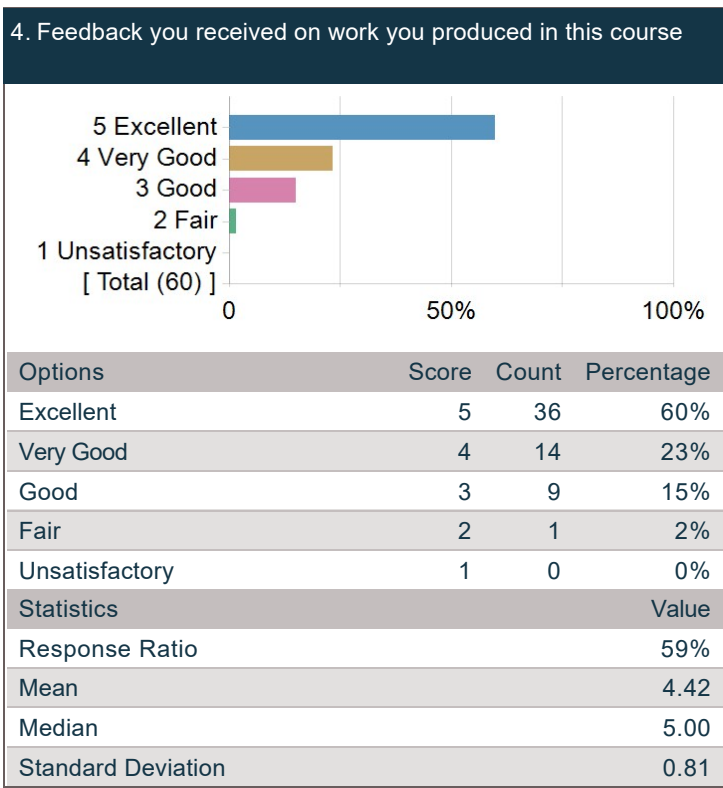
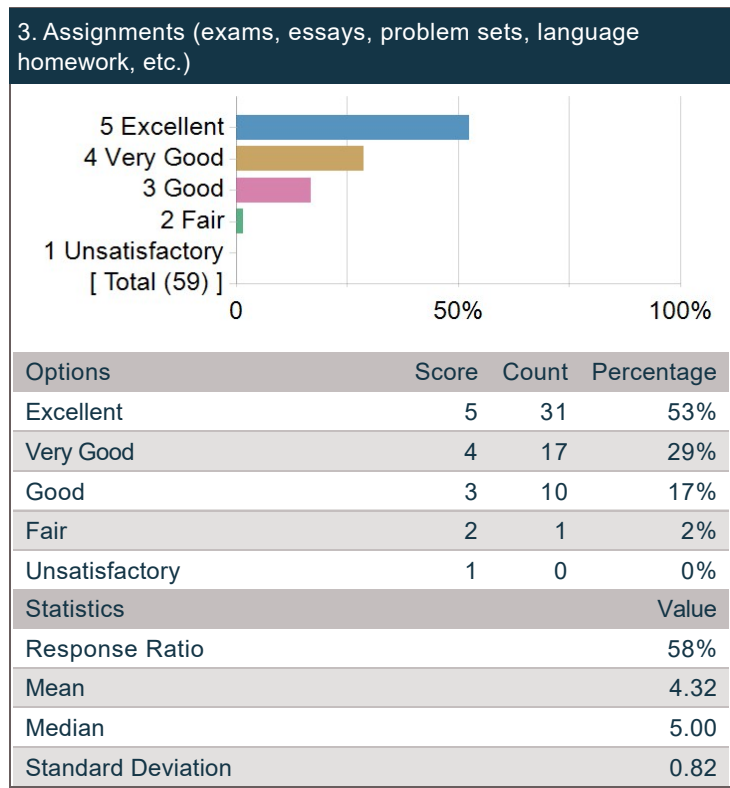
## General Course Questions

### Course General Questions

	Count	Excellent	Very Good	Good	Fair	Unsatisfactory	Course Mean	Dept Mean	Division Mean
Evaluate the course overall.	62	44%	37%	19%	0%	0%	4.24	4.06	4.06
Course materials (readings, audio-visual materials, textbooks, lab manuals, website, etc.)	61	44%	34%	18%	3%	0%	4.20	4.03	4.03
Assignments (exams, essays, problem sets, language homework, etc.)	59	53%	29%	17%	2%	0%	4.32	3.97	3.97
Feedback you received on work you produced in this course	60	60%	23%	15%	2%	0%	4.42	4.04	4.04
Section component of the course	60	62%	22%	12%	3%	2%	4.38	4.23	4.23

### Course

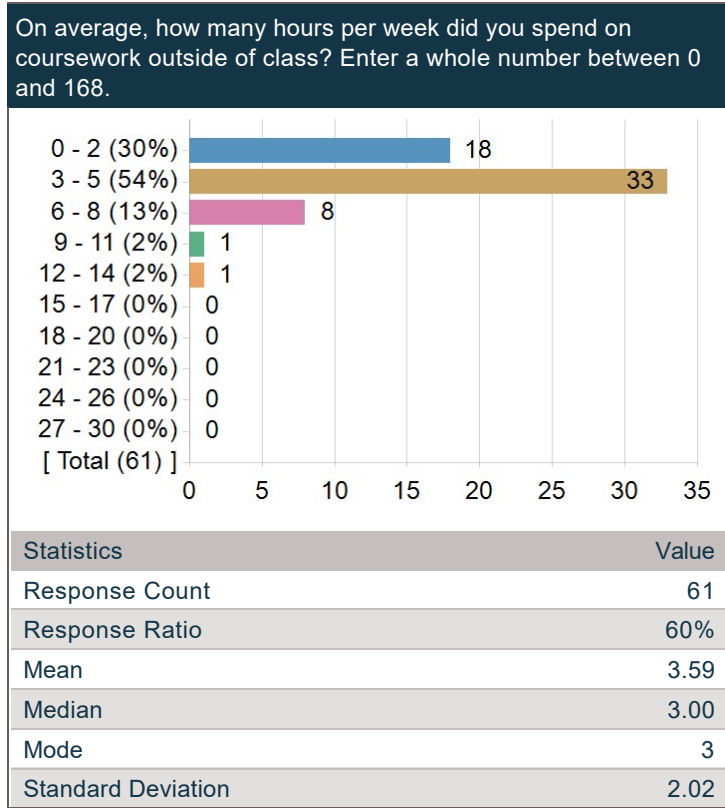
1. Evaluate the course overall.				2. Course materials (readings, audio-visual materials, textbooks, lab manuals, website, etc.)			
							
Options	Score	Count	Percentage	Options	Score	Count	Percentage
Excellent	5	27	44%	Excellent	5	27	44%
Very Good	4	23	37%	Very Good	4	21	34%
Good	3	12	19%	Good	3	11	18%
Fair	2	0	0%	Fair	2	2	3%
Unsatisfactory	1	0	0%	Unsatisfactory	1	0	0%
Statistics			Value	Statistics			Value
Response Ratio			61%	Response Ratio			60%
Mean			4.24	Mean			4.20
Median			4.00	Median			4.00
Standard Deviation			0.76	Standard Deviation			0.85



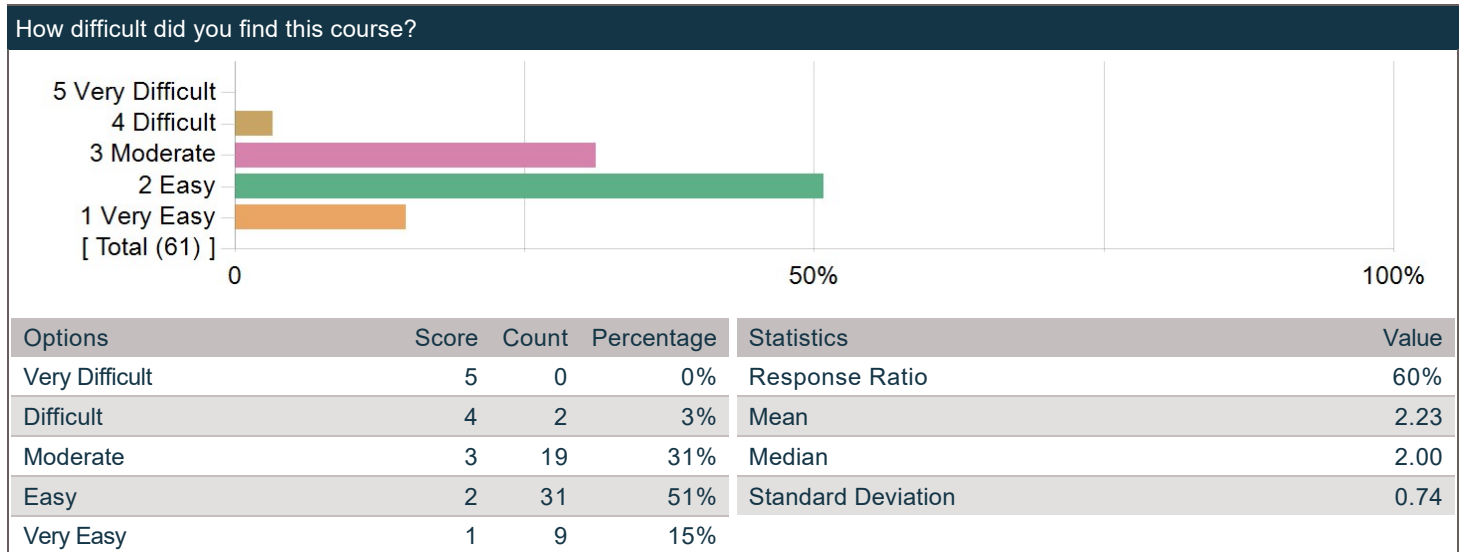
## Requirements - What did this course require of you?

On average, how many hours per week did you spend on coursework outside of class? Enter a whole number between 0 and 168.

Frequency chart and mean excludes students who answered 31 or more hours.



## How difficult did you find this course?

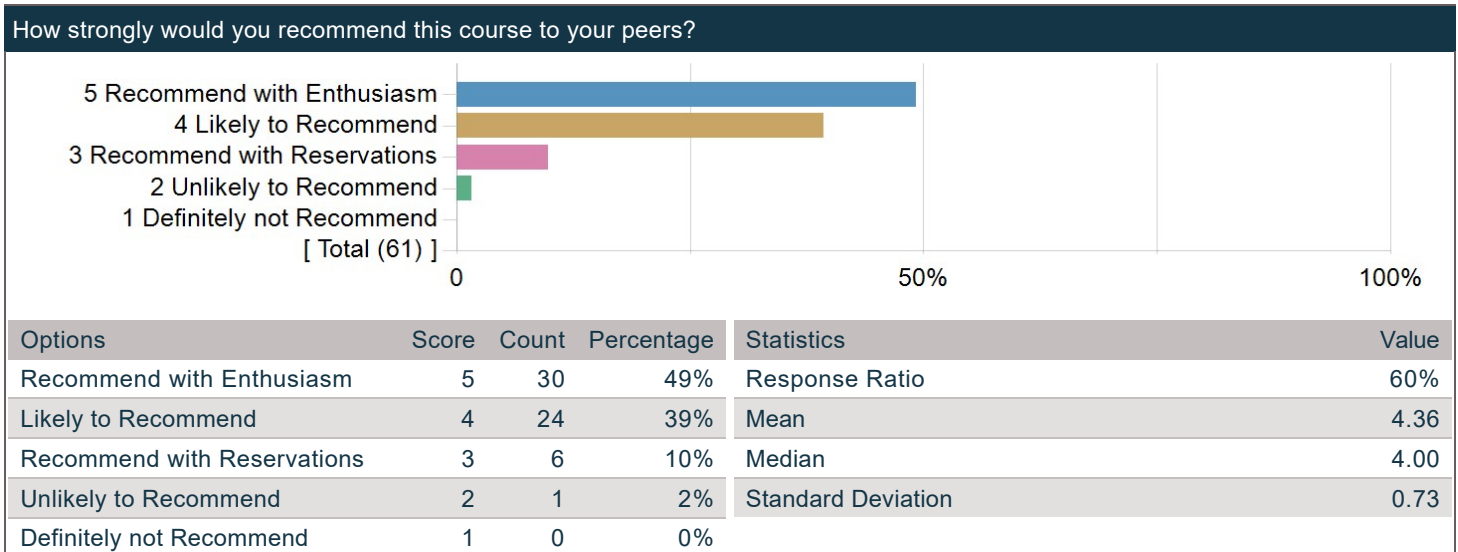


**What was/were your reason(s) for enrolling in this course? (Please check all that apply)**

Options	Count
Elective	20
Concentration or Department Requirement	0
Secondary Field or Language Citation Requirement	0
Undergraduate General Education Requirement	44
Expository Writing Requirement	0
Foreign Language Requirement	0
Pre-Med Requirement	0
Divisional Distribution Requirement	1
Quantitative Reasoning with Data Requirement	1

**Recommendations - Would you recommend this course?**

**How strongly would you recommend this course to your peers?**



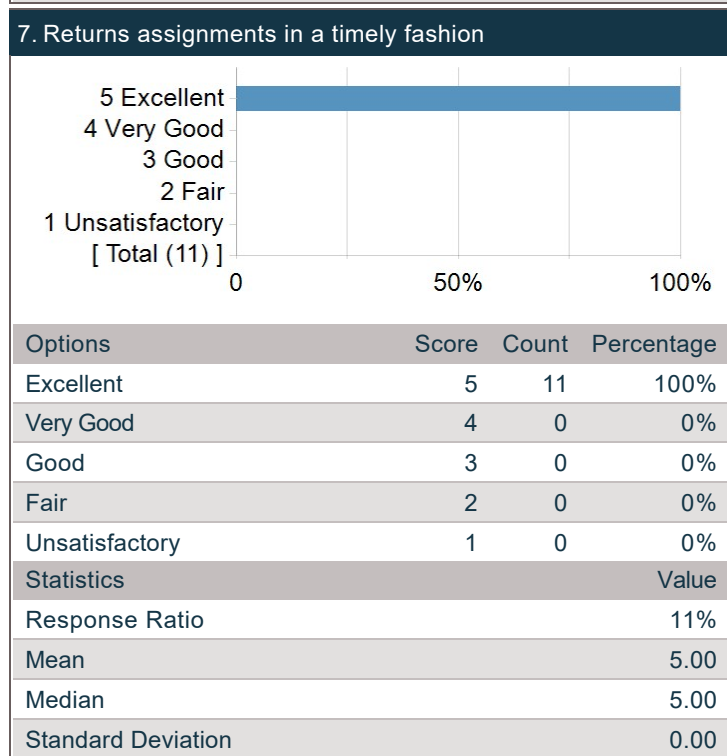
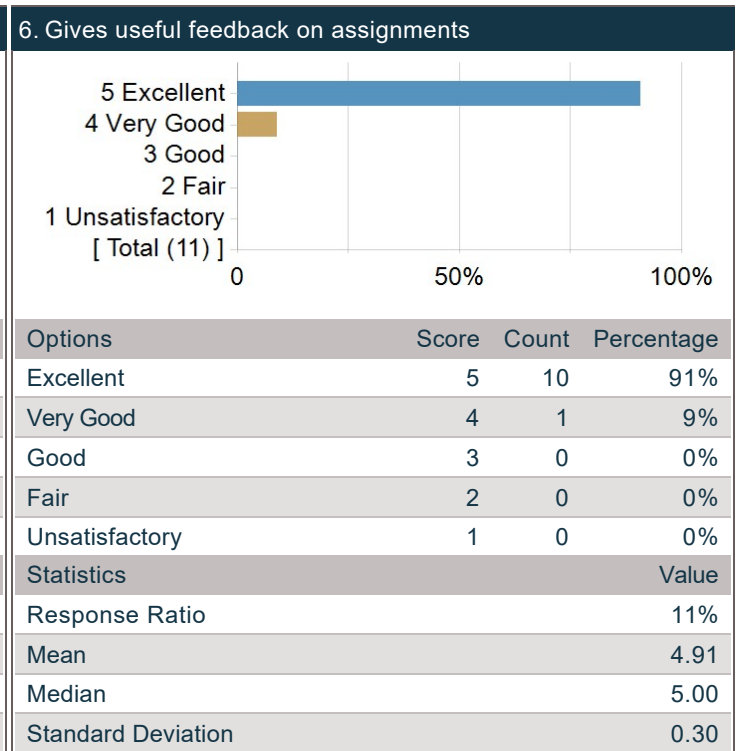
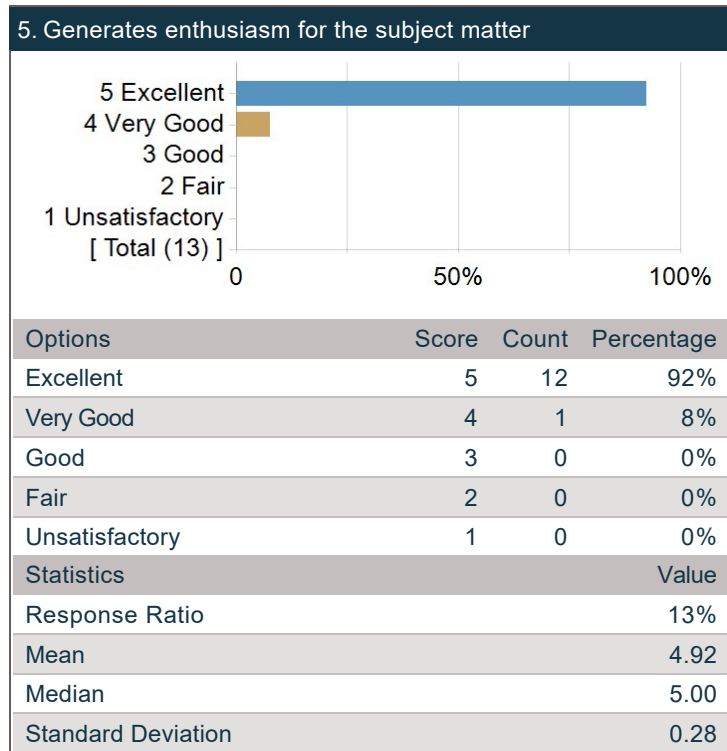
**Evaluation of Section Leaders**

**Section Leader Questions**

	Count	Excellent	Very Good	Good	Fair	Unsatisfactory	Instructor Mean	Dept Mean	Division Mean
Evaluate your Section Leader overall.	13	100%	0%	0%	0%	0%	5.00	4.54	4.54
Gives effective lectures or presentations, if applicable	13	92%	8%	0%	0%	0%	4.92	4.47	4.47
Facilitates discussion and encourages participation	13	85%	15%	0%	0%	0%	4.85	4.55	4.55
Is accessible outside of class (including after class, office hours, e-mail, etc.)	11	100%	0%	0%	0%	0%	5.00	4.63	4.63
Generates enthusiasm for the subject matter	13	92%	8%	0%	0%	0%	4.92	4.50	4.50
Gives useful feedback on assignments	11	91%	9%	0%	0%	0%	4.91	4.41	4.41
Returns assignments in a timely fashion	11	100%	0%	0%	0%	0%	5.00	4.37	4.37

**Section Leader**

1. Evaluate your Section Leader overall.				2. Gives effective lectures or presentations, if applicable			
Options	Score	Count	Percentage	Options	Score	Count	Percentage
Excellent	5	13	100%	Excellent	5	12	92%
Very Good	4	0	0%	Very Good	4	1	8%
Good	3	0	0%	Good	3	0	0%
Fair	2	0	0%	Fair	2	0	0%
Unsatisfactory	1	0	0%	Unsatisfactory	1	0	0%
Statistics	Value			Statistics	Value		
Response Ratio	13%			Response Ratio	13%		
Mean	5.00			Mean	4.92		
Median	5.00			Median	5.00		
Standard Deviation	0.00			Standard Deviation	0.28		
3. Facilitates discussion and encourages participation				4. Is accessible outside of class (including after class, office hours, e-mail, etc.)			
Options	Score	Count	Percentage	Options	Score	Count	Percentage
Excellent	5	11	85%	Excellent	5	11	100%
Very Good	4	2	15%	Very Good	4	0	0%
Good	3	0	0%	Good	3	0	0%
Fair	2	0	0%	Fair	2	0	0%
Unsatisfactory	1	0	0%	Unsatisfactory	1	0	0%
Statistics	Value			Statistics	Value		
Response Ratio	13%			Response Ratio	11%		
Mean	4.85			Mean	5.00		
Median	5.00			Median	5.00		
Standard Deviation	0.38			Standard Deviation	0.00		



## Section Leader Comments

Please comment on your Section Leader's teaching.

Comments
Lucy is the best TF I have had at my time at Harvard. She will go on to do great things someday. The section exercises were extremely helpful and the feedback on homework was thorough and always released quickly. The presentation part of section was great, I enjoyed seeing how other students are using AI.
amazing. nothing more
I absolutely loved Lucy's teaching!!! She is so kind and incredibly enthusiastic about the material. She always made sure that students in her section understood the material, going out of her way to explain concepts people were struggling with. I also love how she fostered a sense of community within the course, and supported lively in-class discussions.
Lucy is an incredible teacher and leader
It was heavy to have the section right after class but having it with Lucy made things so easy. I hope she continues teaching with a smile on her face forever.
I really enjoyed Lucy's lectures for the course! She was super engaging and great at answering questions.
Lucy was always energetic and enthusiastic which made section a lot more fun and rewarding.
Easily one of the best section leaders I have had in my time at Harvard. Lucy was excellent in teaching the material and did a fantastic job in facilitating thoughtful discussions. This section was definitely the best aspect of the course.
Lucy is a fantastic section leader! She is very knowledgeable about the subject and she explains things simply. The enthusiasm she brought to class was inspiring. She is also very approachable and likeable.
I had a fantastic time in Lucy's section! We had some great discussions about AGI (hopefully I wasn't too scary haha) and other philosophical concepts. It was lots of fun. I also enjoyed other people's "AI life hacks" presentations and will definitely be taking a look at some of them in the future! (Might be nice to have gotten a Google Form or something to collect all the links, though.)