



Spring 2021 Individual Report FAS-GENED 1125-Artificial & Natural Intelligence 001 Lucy Lai

Project Title: **2021 Spring Harvard FAS Course Evaluation**

Course Audience: **42**
Responses Received: **34**
Response Ratio: **81%**

Report Comments

Note:

The order that the questions appear on this report is not the same as the way the questions were displayed to students. The order has been changed to make the report more readable.

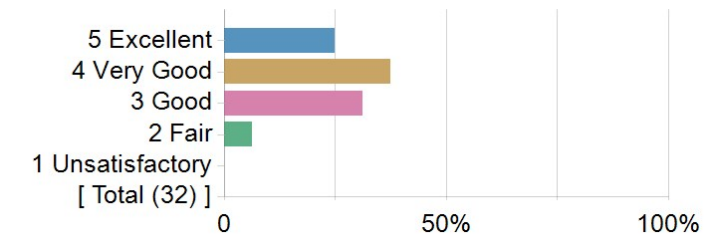
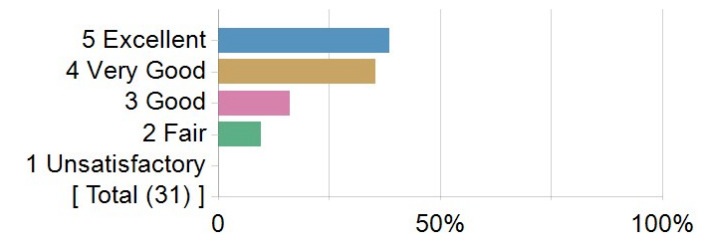
Creation Date: **Friday, February 4, 2022**

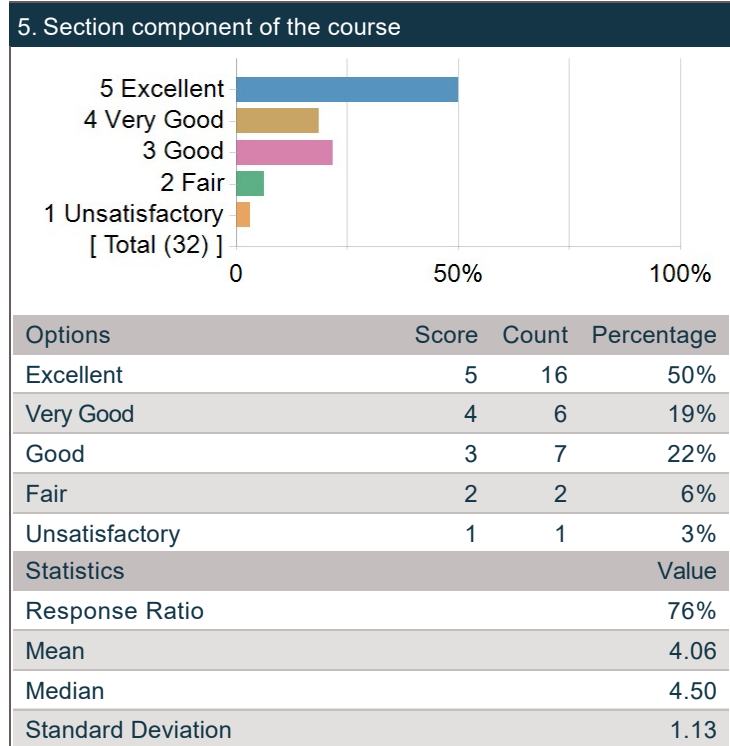
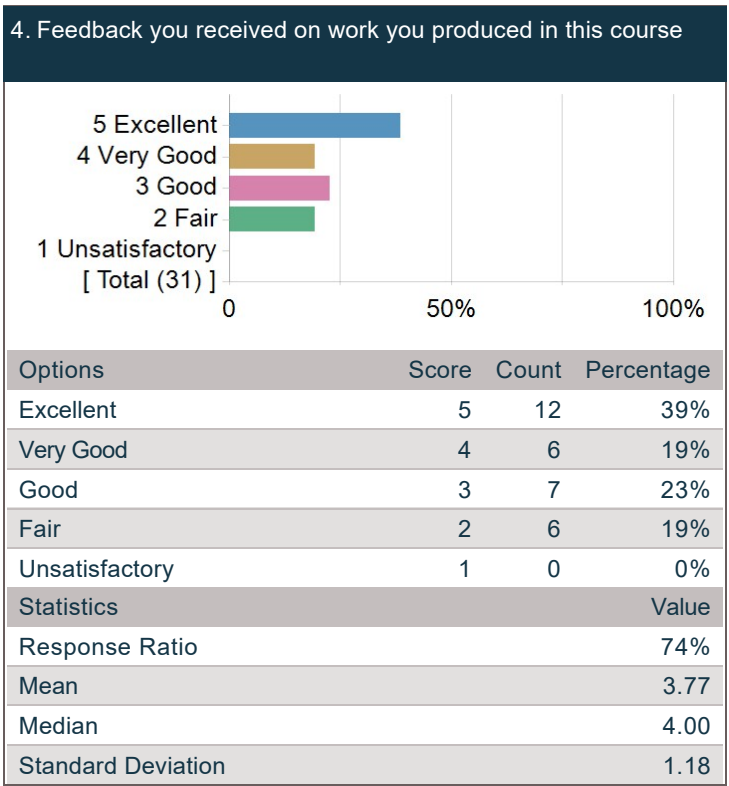
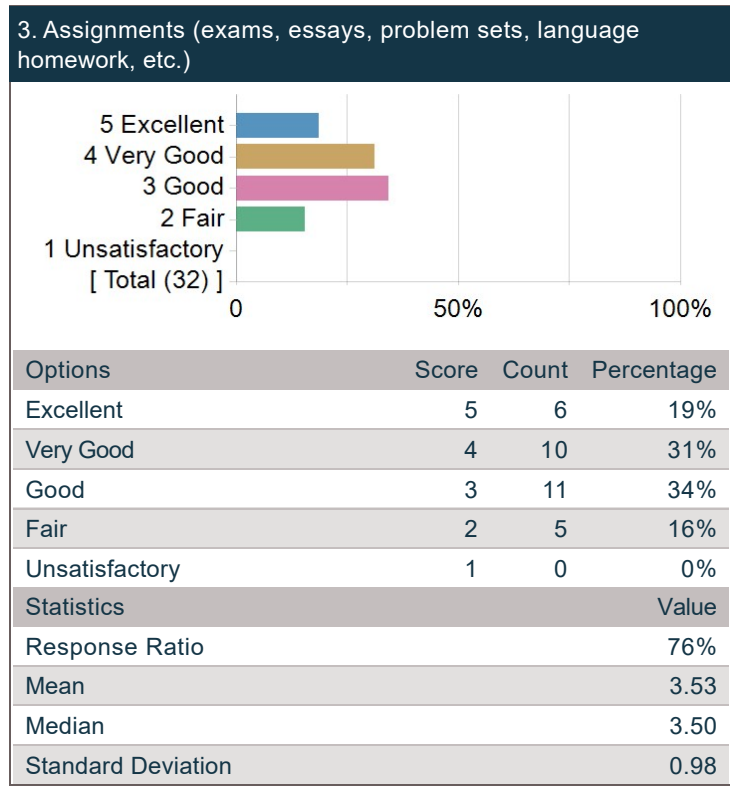
General Course Questions

Course General Questions

	Count	Excellent	Very Good	Good	Fair	Unsatisfactory	Course Mean	Dept Mean	Division Mean
Evaluate the course overall.	32	25%	38%	31%	6%	0%	3.81	4.15	4.15
Course materials (readings, audio-visual materials, textbooks, lab manuals, website, etc.)	31	39%	35%	16%	10%	0%	4.03	4.13	4.13
Assignments (exams, essays, problem sets, language homework, etc.)	32	19%	31%	34%	16%	0%	3.53	4.01	4.01
Feedback you received on work you produced in this course	31	39%	19%	23%	19%	0%	3.77	4.13	4.13
Section component of the course	32	50%	19%	22%	6%	3%	4.06	4.30	4.30

Course

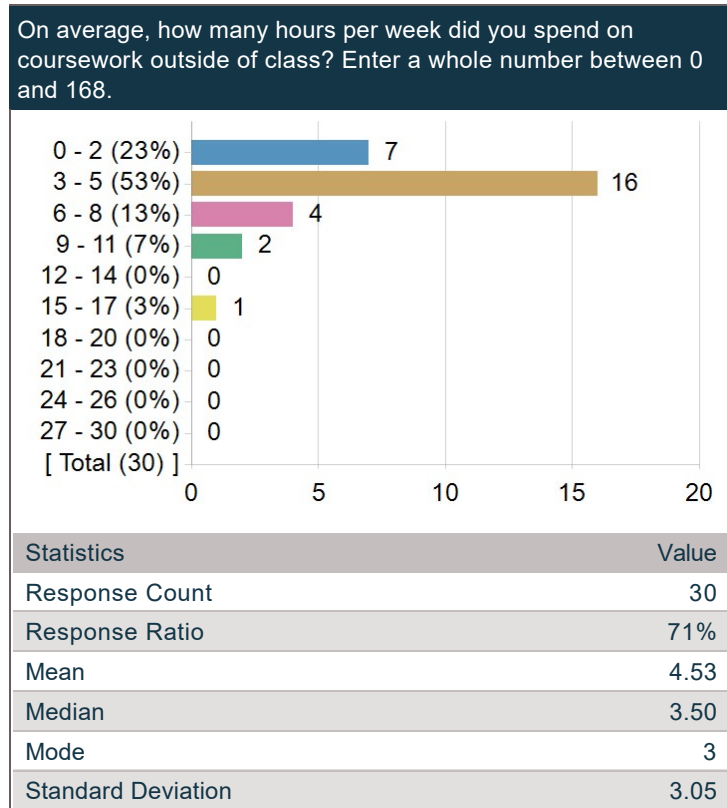
1. Evaluate the course overall.				2. Course materials (readings, audio-visual materials, textbooks, lab manuals, website, etc.)			
							
Options	Score	Count	Percentage	Options	Score	Count	Percentage
Excellent	5	8	25%	Excellent	5	12	39%
Very Good	4	12	38%	Very Good	4	11	35%
Good	3	10	31%	Good	3	5	16%
Fair	2	2	6%	Fair	2	3	10%
Unsatisfactory	1	0	0%	Unsatisfactory	1	0	0%
Statistics			Value	Statistics			Value
Response Ratio			76%	Response Ratio			74%
Mean			3.81	Mean			4.03
Median			4.00	Median			4.00
Standard Deviation			0.90	Standard Deviation			0.98



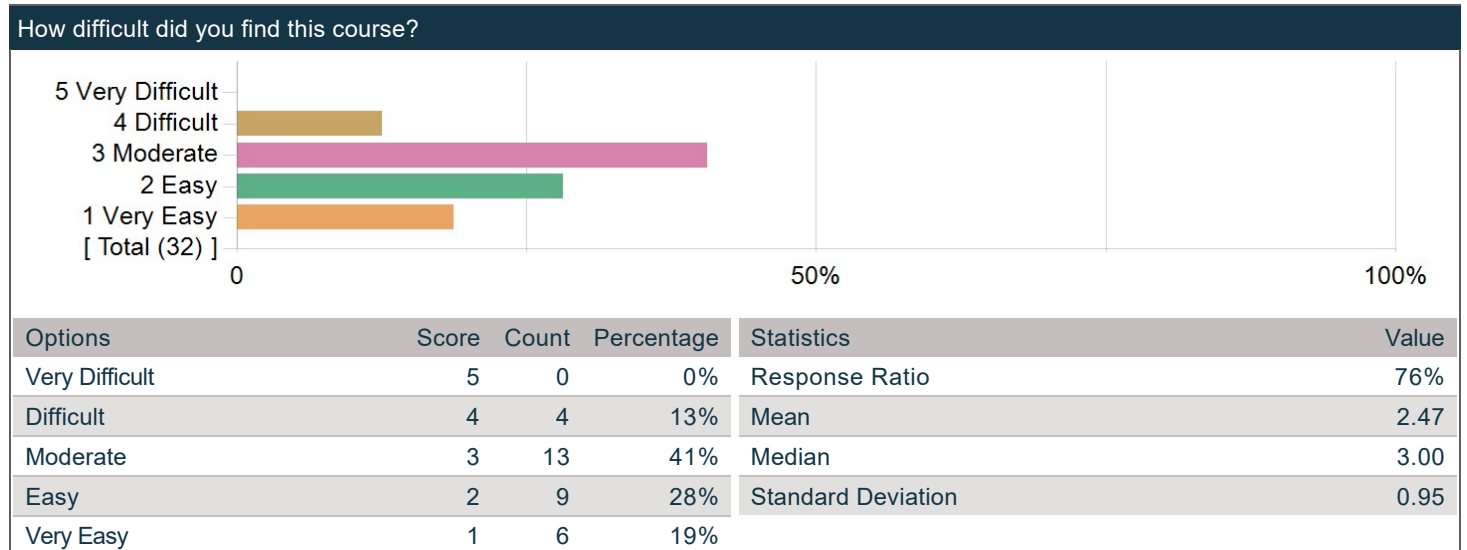
Requirements - What did this course require of you?

On average, how many hours per week did you spend on coursework outside of class? Enter a whole number between 0 and 168.

Frequency chart and mean excludes students who answered 31 or more hours.



How difficult did you find this course?

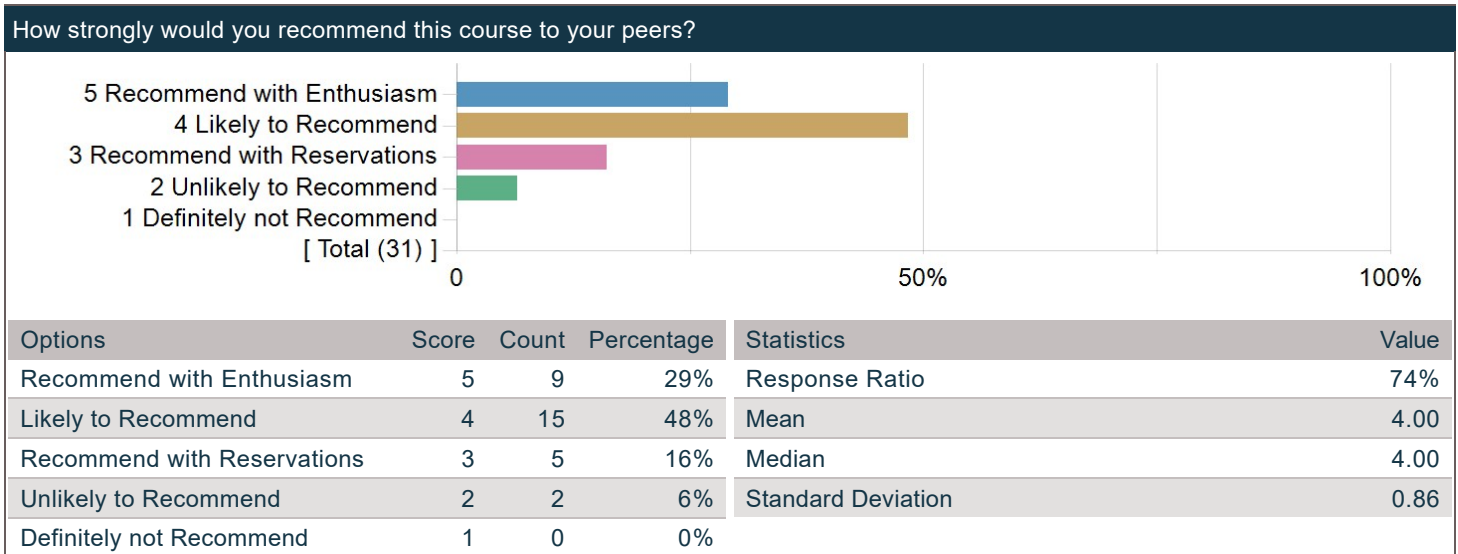


What was/were your reason(s) for enrolling in this course? (Please check all that apply)

Options	Count
Elective	15
Concentration or Department Requirement	1
Secondary Field or Language Citation Requirement	0
Undergraduate General Education Requirement	17
Expository Writing Requirement	0
Foreign Language Requirement	0
Pre-Med Requirement	0
Divisional Distribution Requirement	0
Quantitative Reasoning with Data Requirement	0

Recommendations - Would you recommend this course?

How strongly would you recommend this course to your peers?

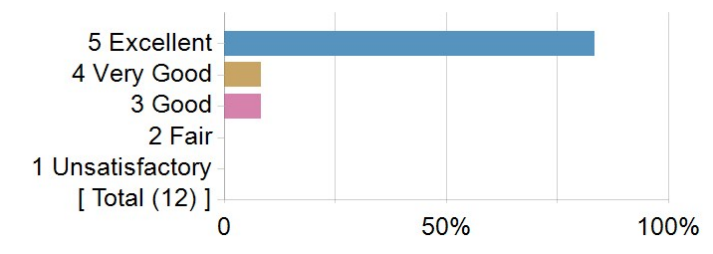
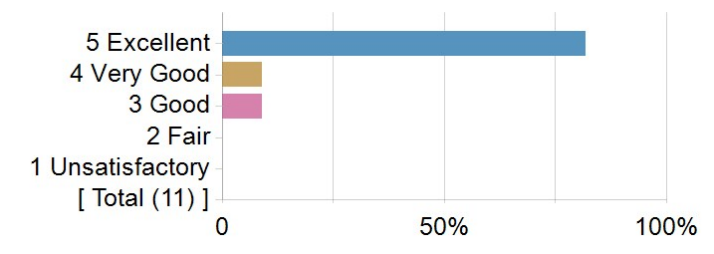
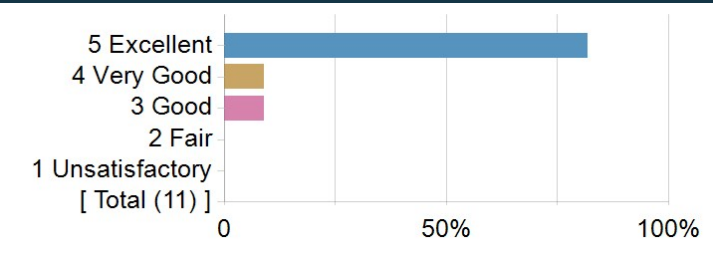
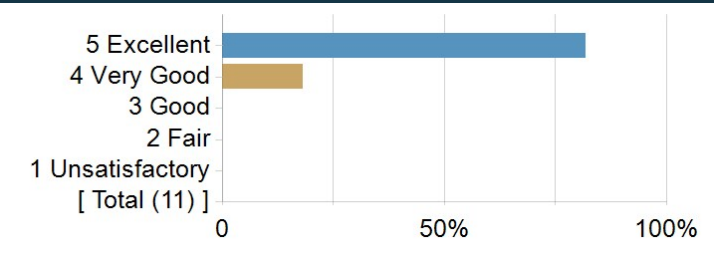


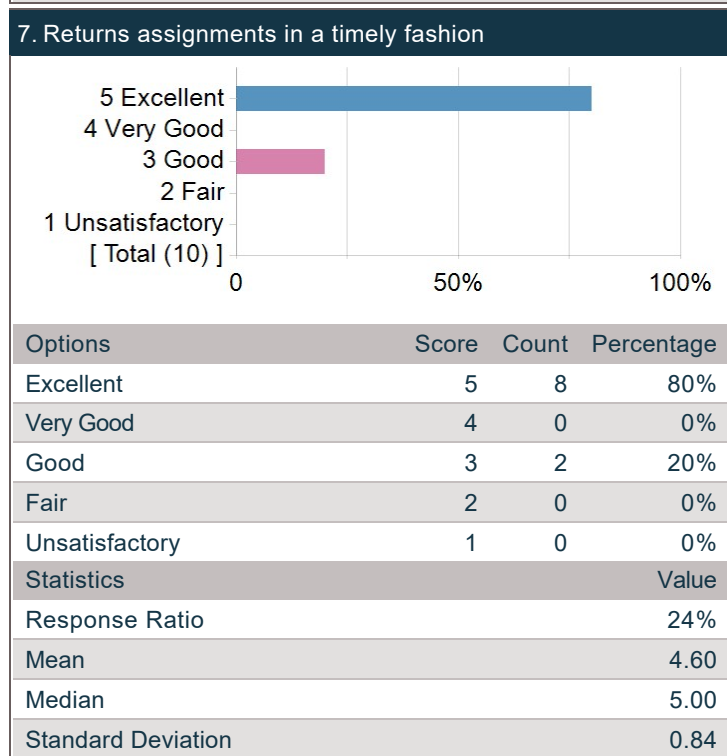
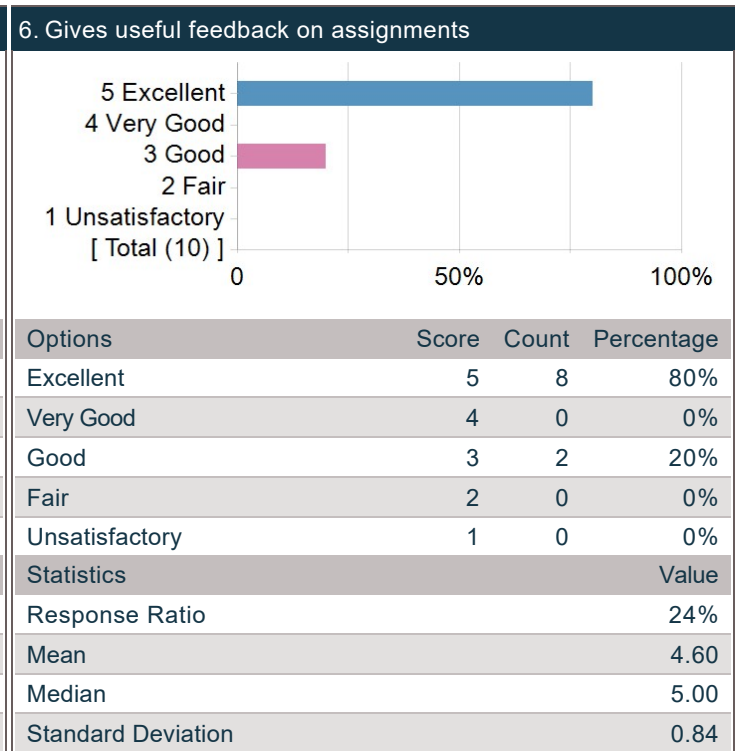
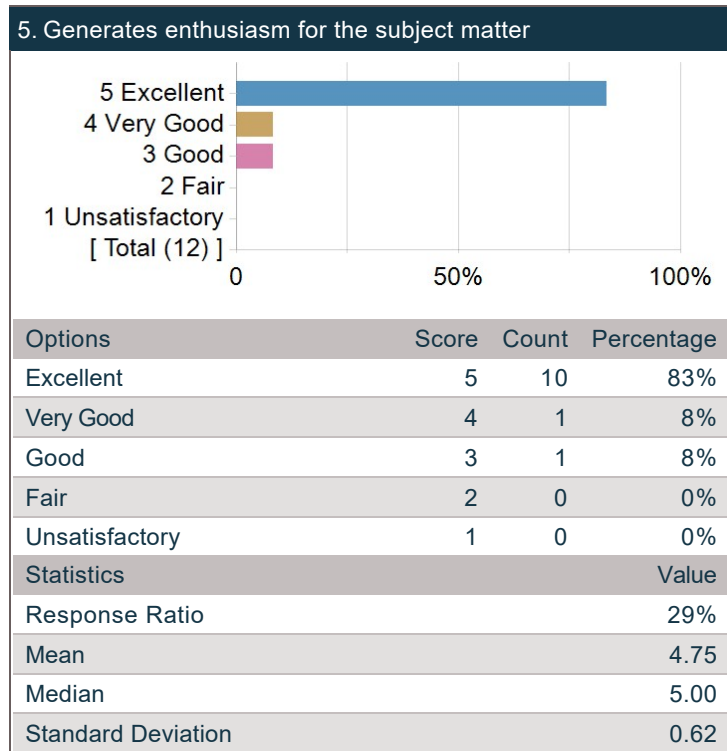
Evaluation of Section Leaders

Section Leader Questions

	Count	Excellent	Very Good	Good	Fair	Unsatisfactory	Instructor Mean	Dept Mean	Division Mean
Evaluate your Section Leader overall.	12	83%	8%	8%	0%	0%	4.75	4.62	4.62
Gives effective lectures or presentations, if applicable	11	82%	9%	9%	0%	0%	4.73	4.56	4.56
Facilitates discussion and encourages participation	11	82%	9%	9%	0%	0%	4.73	4.61	4.61
Is accessible outside of class (including after class, office hours, e-mail, etc.)	11	82%	18%	0%	0%	0%	4.82	4.64	4.64
Generates enthusiasm for the subject matter	12	83%	8%	8%	0%	0%	4.75	4.59	4.59
Gives useful feedback on assignments	10	80%	0%	20%	0%	0%	4.60	4.51	4.51
Returns assignments in a timely fashion	10	80%	0%	20%	0%	0%	4.60	4.43	4.43

Section Leader

1. Evaluate your Section Leader overall.				2. Gives effective lectures or presentations, if applicable			
							
Options	Score	Count	Percentage	Options	Score	Count	Percentage
Excellent	5	10	83%	Excellent	5	9	82%
Very Good	4	1	8%	Very Good	4	1	9%
Good	3	1	8%	Good	3	1	9%
Fair	2	0	0%	Fair	2	0	0%
Unsatisfactory	1	0	0%	Unsatisfactory	1	0	0%
Statistics			Value	Statistics			Value
Response Ratio			29%	Response Ratio			26%
Mean			4.75	Mean			4.73
Median			5.00	Median			5.00
Standard Deviation			0.62	Standard Deviation			0.65
3. Facilitates discussion and encourages participation				4. Is accessible outside of class (including after class, office hours, e-mail, etc.)			
							
Options	Score	Count	Percentage	Options	Score	Count	Percentage
Excellent	5	9	82%	Excellent	5	9	82%
Very Good	4	1	9%	Very Good	4	2	18%
Good	3	1	9%	Good	3	0	0%
Fair	2	0	0%	Fair	2	0	0%
Unsatisfactory	1	0	0%	Unsatisfactory	1	0	0%
Statistics			Value	Statistics			Value
Response Ratio			26%	Response Ratio			26%
Mean			4.73	Mean			4.82
Median			5.00	Median			5.00
Standard Deviation			0.65	Standard Deviation			0.40



Section Leader Comments

Please comment on your Section Leader's teaching.

Comments
LUCY DESERVES A RAISE. Seriously, very passionate TF that would stay for far longer than the allocated time for sections going over student questions or just chatting about how to attack the psets, life, etc. Her section in general was a joy, such a nice discussion environment she fostered there that EVERYONE had their cameras on and mics on all the time and were always talking a laughing. This class was absolutely fantastic but a significant part of that is because of Lucy and everything she meant for us.
Lucy is one of the best, if not the best section leader/teaching fellow I've had at Harvard. Considering the fact that she was a Ph. D student in the Neuroscience Department, it was almost as if she was just another student in the class that we could openly converse with during section, during office hours, or over email to get answers, help, or advice on not only course material, but being a college student in general. I can say with absolute certainty that every student in our section enjoyed having Lucy as a section leader/teaching fellow, and she contributed GREATLY to our overall enjoyment of the course. She easily encouraged participation through ice breakers, or questions about how our lives were going in general, and she provided excellent help on problem sets. If it weren't for Lucy, I would have a significantly worse grade in the class, and I definitely would not have learned as much as I did. Lucy is the greatest!
LUCY WAS THE BEST PART OF THIS CLASS. MAKE SURE YOU GET LUCY AS A SECTION LEADER BECAUSE SHE WAS THE BEST SECTION LEADER I HAD AT HARVARD!
I wasn't actually in Lucy's section but I loved having her be the zoom breakout room TF! Thanks for letting me come to your section dinner, you're great!
Lucy really goes above and beyond as a TF and really clearly cares about students and pedagogy. Sections are well thought out and incredibly engaging, especially given the Zoom context. Lucy is also very receptive to questions and emails and giving additional help when students ask for it.
super helpful TF. The best TF I have ever had. Went through the psets with us in section to make sure we were in the best shape possible in the class. Seemed very open to helping out whenever we had questions.
Very enthusiastic, genuine, personable, and makes learning enjoyable and less stressful for everyone. One of the best TAs!
Best section leader ever, really made the course amazing. Super helpful and taught course material really well
Lucy has been a great section leader. I really enjoyed coming to section since she made it quite interactive and fun.